









The new Engicam module for a wide range of edge applications from Automotive connectivity to Industry 4.0 and IoT platforms, is based on EDIMM 2.0 standard. i.Core MX95 is based on NXP® i.MX95 processor with 2.0 TOPS NPU, 3D GPU for advanced graphics, powerful vision and machine learning, real-time processing and security applications.



FEATURES











	CPU	NXP® i.MX95
	CORES	<ul style="list-style-type: none"> • 6x Arm Cortex-A55, up to 2.0 GHz • 1x Arm Cortex-M7, up to 800 MHz • 1x Arm Cortex-M33, up to 333 MHz
	MEMORY	Up to 16GB (@ 4200 MT/s) LPDDR5
	AI & GRAPHICS	NXP eIQ® Neutron 2.0 TOPS NPU Arm Mali-G310 3D GPU supporting 50 GFLOPs FP32. <ul style="list-style-type: none"> • OpenGL® ES 3.2 • Vulkan® 1.3 • OpenCL 3.0
	VIDEO INTERFACES	<ul style="list-style-type: none"> • LVDS • MIPI-DSI/CSI
	VIDEO PROCESSING	<ul style="list-style-type: none"> • 4Kp30 H.265/H.264 decode and encode • 1x JPEG Encoder • 1x JPEG Decoder
	AUDIO	<ul style="list-style-type: none"> • SAI Interface
	NETWORKING	2x Gb Ethernet interfaces (1x RGMII option available)

HIGHLIGHTS

- Standard EDIMM 2.0
- Powerful NXP® i.MX95 processor with GPU, NPU and VPU
- Suitable for machine learning, vision and advanced multimedia applications

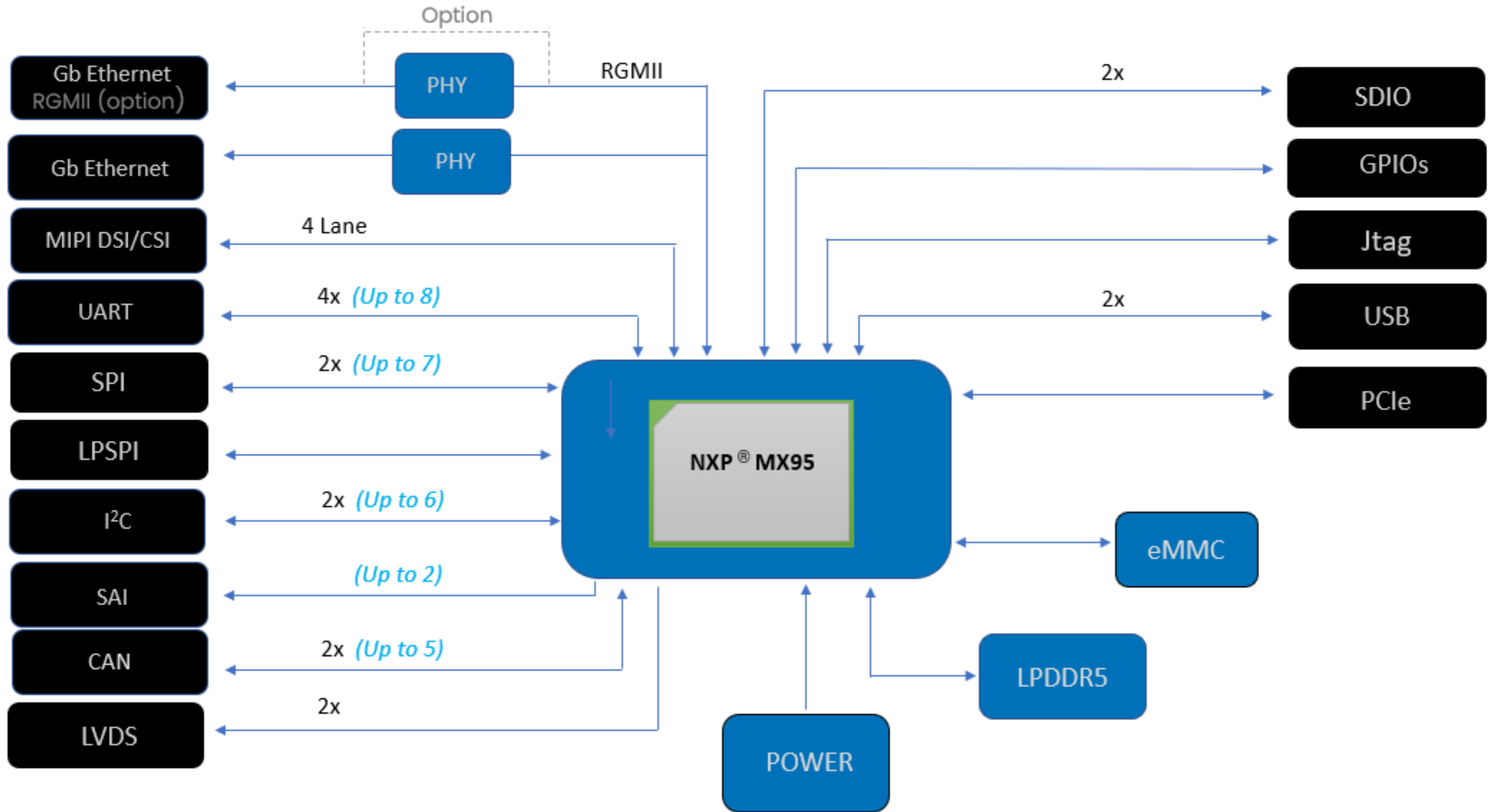
APPLICATIONS



	USB	<ul style="list-style-type: none"> • 1x USB 3.0 • 1x USB 2.0
	MASS STORAGE	Starting from 4GB eMMC drive soldered on-board
	PERIPHERAL INTERFACES	UART, LPSPi, I ² C, CAN Bus, GPIOs
	PCIe	1x PCIe 3.0
	OPERATING SYSTEM	<ul style="list-style-type: none"> • Linux Yocto • Android
	POWER SUPPLY	+5V DC
	DIMENSIONS	32 x 67,6 mm
	OPERATING TEMPERATURE*	Extended Industrial qualified

* Valid for all components except CPU. Customer shall consider junction temperature for CPU. Temperature will widely depend on application. Specific cooling solutions could be necessary for the final system.

BLOCK DIAGRAM



Note: Using additional peripherals (in blue), may cause losing the availability of other functionalities.